

# 4000 LUMEN DIVING VIDEO LIGHT- V14

CXB 1830 Ra80 LED, Better Color Effect

Suitable for Recreational Diving & Professional Divers

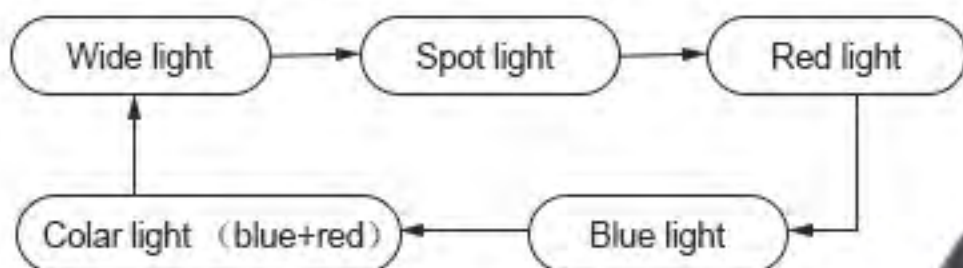


# Lighting Mode and actual Effect

## A. Lighting mode introduction

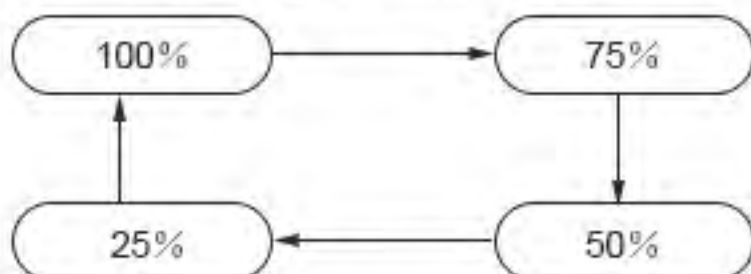
Switch mode: (Wide / Spot / Red / Blue)

(On-State) Pressing the Switch Button for 1.5 second



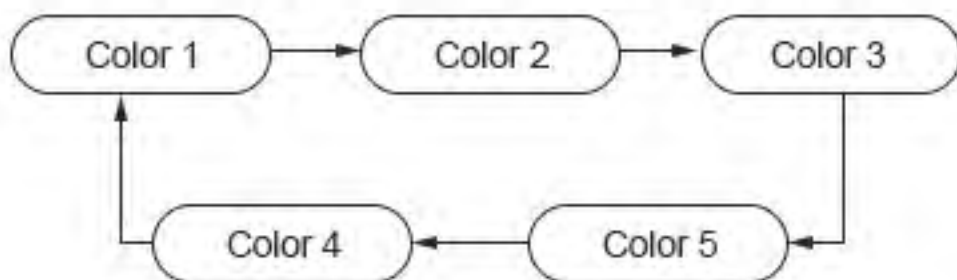
Adjustment brightness: (Wide/Spot / Red / Blue)

(On-State) Pressing the Switch Button for less than 1 second



Gear adjustment: Colar light(Blue+Red)

(On-State) Pressing the Switch Button for less than 1 second



Turbo light mode

(25% Wide light state) Pressing the Switch Button for 1.5 seconds turn to the turbo light mode.

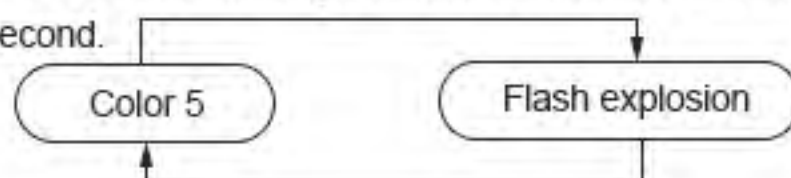
(On-turbo light mode) Pressing the Switch Button for 1.5 seconds return to the 25% wide light state

Turn On SOS:

(OFF- State) Pressing the Switch Button for 3 seconds

Switch mode: (SOS / Flash explosion)

(SOS- State) Pressing the Switch Button for less than 1 second.




Turn OFF SOS:

(SOS- State) Pressing the Switch Button for 3 seconds.

## B. Lighting Actual Effect:

wide/ spot/ red/ blue/ colar/ turbo



## Battery Charge and Protection

- Insert the DC charger plug into the battery.
- Plug the charger into the wall receptacle. When the battery are being charged, the indicator light on the charger will be red color.
- When the battery is fully charged, the indicator light on the charger will turn green.

**Protection:** If not using the battery or for delivery, pls take out the battery and packing the black battery cover.



**HI-MAX**®



**HI-MAX**®



**HI-MAX**®



**HI-MAX**®



**HI-MAX**®





**HI-MAX**®

