


Patima tray/arm system chart

(Patima G series housing (G9, 10, 11, 12, 15))


Proposal 1)



Accessories formation:

a. Tray for Patima G series housings + b. Handle + c. Flexible arm(L type)


Proposal 2)



Accessories formation:

a. Tray for Patima G series housings + b. Handle + c. Cramp +
d. Standard joint(F type) + e. 200mm arm + f. Cramp +
g. Standard joint(S type)

Proposal 3) In case of using double arms



Accessories formation:

- a. Tray for Patima G series housings + b. Handle + c. Standard joint(S type) + d. Flexible arm joint + e. Handle

Proposal 4)

PL-33(underwater video light/target light purposes)
installation on the housing



Deluxe type tray package



Accessory shoe joint(F type)



Accessory shoe joint(S type)

